






92 ST NW



-  Property Line
-  Potential Parking, Loading, Waste
-  Landscaped Patio
-  Building Pocket



SCALE 1:150

Appendix 1 - SITE PLAN
8822 - 92 STREET NW
Bonnie Doon

LANE